



LIFESENSE®

A7 Plus Blood Pressure Monitor

Bluetooth Device



FACT BOX

Product Code:
MD1807

Product Category:
Diagnostics

Contents:

- 1 x Blood Pressure Monitor
- 1 x Upper Arm Cuff (22-45cm)
- 1 x Type-C Charging Cable
- 1 x User Manual

Warning:

Measuring your blood pressure too frequently could disrupt blood circulation and cause injuries. Do not kink, fold, compress, or deform the tube during measuring, as the cuff pressure might continuously increase, which could prevent blood flow and result injury.



Scan above to download our free
MEDICARE LIFESENSE APP

Measure, Track and Share your Results



The Medicare LifeSense A7 Plus Blood Pressure Monitor is a state-of-the-art device featuring seamless integration with the LifeSense app. Its user-friendly design includes an extended LCD display for easy readability, along with an intuitive interface for effortless operation.

Monitoring your cardiovascular health is made comprehensive with features like the blood pressure trend graph, pulse rate display, and irregular pulse rate detection.

FEATURES:

- Extended LCD Display (124mm x 76mm)
- Blood Pressure Trend Graph
- Pulse Rate Display
- Irregular Pulse Rate Detection
- Cuff Size: 22~45cm
- Automatic Cuff Wrap Detection
- 2 x 250 Memory Groups Per User & Guest User Option

INDICATIONS FOR USE:

This Blood Pressure Monitor is a digital monitor intended for use in measuring blood pressure and pulse rate with arm circumference ranging from 22cm to 45cm. It is intended for adult indoor use only. Only the matched cuff of 22cm to 45cm is applicable to pregnant woman (including pre-eclampsia patients) and diabetic patients.



@Medicarefirstaid



@Medicarefirstaid



@Medicare1staid



LIFESENSE®

A7 Plus Blood Pressure Monitor

Bluetooth Device



APP DETAILS

The Medicare LifeSense® App saves all your blood pressure measurements and creates a comprehensive chart to help build a picture of your long-term data.

Compare your previous numbers or share your information with your doctor, pharmacist or carer via email from the app.


The app also allows you to set reminders to check your blood pressure and you can also access all your information from the Medicare LifeSense® online portal at app.flemingmedical.ie.



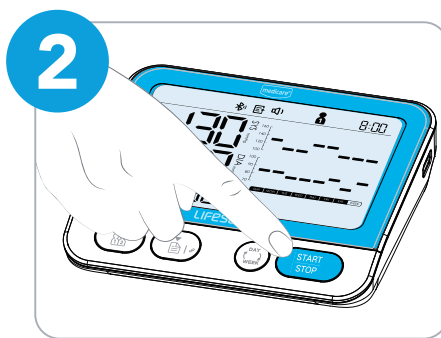
MEDICARE LIFESENSE® APP



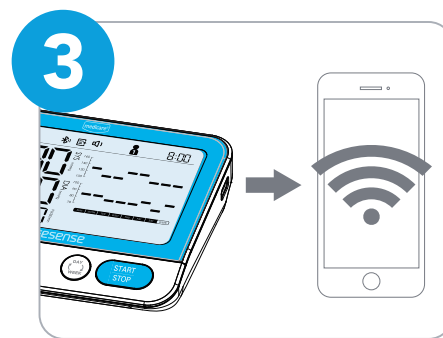
DEVICE INSTRUCTIONS



Place the cuff on your left arm with your palm facing up. Secure the cuff around your arm, positioning it 2-3 cm above the bend of your elbow.



While the device is off, press the "Start/Stop" button. The cuff around your arm will automatically inflate and stop once the measurement is complete.



Once the measurement is complete, your results will be shown on the device's screen and also synced to the app.



@Medicarefirstaid



@Medicarefirstaid



@Medicare1staid