



Nasal Aspirator

Effective, easy to use relief from nasal congestion



FACT BOX

Product Code:
MD4005

Product Category:
Home Healthcare

Size:
142mm x 42mm x 56 mm

Contents:
1 x Nasal Aspirator
1 x Wide Silicone Tip
1 x Narrow Silicone Tip
2 x 1.5v Alkaline AA Batteries
1 x Product Storage Bag
1 x Waste Tank

Intended User:

The Medicare Baby Nasal Aspirator is exclusively intended for the removal of nasal secretions from children and adults. Do not use the nasal aspirator for other orifices or on animals. Children over the age of 8, disabled persons with reduced physical or mental abilities, and people without experience or knowledge can operate the equipment in a safe environment if they are supervised and understand the risks involved.

The Medicare® Baby Nasal Aspirator is a must-have for parents of infants, young children and adults looking to alleviate nasal congestion in a safe, effective, and convenient way.

It is incredibly easy to use and can be assembled and disassembled in a matter of seconds, making it perfect for use on-the-go.



Suitable for
Infants & Adults



Easy to Clean
& Assemble



Adjustable
Power Levels

Removable waste tank allows easy cleaning with no residue.

FEATURES:

- Soft, medical grade silicone attachments.
- Suitable for children and adults.
- Easy to assemble and disassemble.
- Easy to clean; can be disinfected by boiling.
- Anti-backflow design.
- Adjustable suction power levels.




@Medicarefirstaid



@Medicarefirstaid



@Medicare1staid



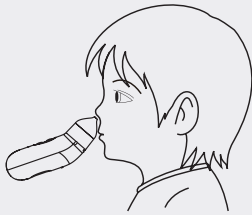
Nasal Aspirator

Effective, easy to use relief from nasal congestion

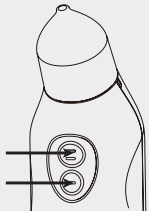


FACT BOX

Product Code:
MD4005



Hold the device at an angle of 30° to 60° from the face.



The nasal aspirator will only work when you press the first or second gear button.

Precautions:

Children should not play with the appliance. Cleaning and use shall not be made by children without supervision.

The nasal aspirator may only be used for the purpose for which it was designed and in the manner specified in the instructions for use.

Any form of improper use can be dangerous. The manufacturer is not liable for damage resulting from improper or incorrect use.

DIRECTIONS:

1. To start treatment, proceed as follows:
2. Check the device is functioning correctly with good air tightness.
3. Hold or place the child to be treated in an upright position or in a position where they are leaning slightly backwards. Do not use the device when the child is lying down.
4. During the treatment, hold the device at an angle of 30° to 60° from the face.
5. The nasal aspirator will only work when you press the first or second gear button. If the child feels discomfort or pain, stop using the device immediately.
6. Stop using the device once the nasal secretion container is filled up to the "MAX" line.
7. To stop the device, release the button. Clean the device after each use.

CONTRAINDICATIONS:

- Do not use the device on people with nosebleeds.
- Do not use the device on people with acute head, facial or neck injuries.
- Do not use the device on people with coagulation or blood disorders.
- Do not use excessive force when inserting the silicone tips into the nose.
- Do not use any additional parts that are not recommended by the manufacturer.
- Under no circumstances may liquid enter the device. Protect the device from impacts, moisture, dirt, marked temperature fluctuations and direct sunlight. Do not drop the device.



@Medicarefirstaid



@Medicarefirstaid



@Medicare1staid