



Surgispon® Bleeding Control Sponge

Sterile, gelatin sponge



FACT BOX

Product Code:
MD504

Product Category:
First Aid

Size:
5 Sponges (40x10x10mm)

Composition:
100mg of the Medicare Surgispon Bleeding Control Sponges contains 100mg Gelatin.

Intended User:
The Medicare Surgispon Bleeding Control Sponge is used for local haemostasis, to stop the blood during mild to moderate nosebleeds, in tooth extractions, or as wound care for surface wounds.

Precautions:
Do not compress the Medicare Surgispon too tightly before use and insert swiftly into the cavities.
In infants and patients suffering from disorientation, the Medicare Surgispon should only be used to halt the flow of blood during nosebleeds upon instruction from a doctor.

Medicare Surgispon Bleeding Control Sponges are a sterile, gelatin sponge that are a clinically proven product used for the treatment of mild to moderate nosebleeds, dental and dermal wounds.

They offer a microporous structure which allows the activation of coagulation. The sponge is characterised by a strong ability to absorb blood and exudate. It has a neutral pH and good tissue tolerance.

FEATURES:

- Made from 100% pharmaceutical gelatin.
- Hypoallergenic, sterile, natural and safe.
- Stops bleeding effectively.
- Softness allows for painless removal.

CONTRAINDICATIONS:

Medicare Surgispon should not be used:

- in closure of skin incisions, because it may interfere with the healing of skin edges.
- in patients with known allergies to collagen.
- on the infected wounds or wounds with an inflammatory secretion.



Surgispon[®] Bleeding Control Sponge

(Absorbable Gelatin Sponge)

Sterile Haemostat for Surgical Use

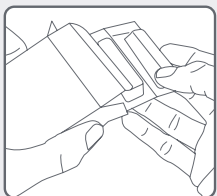
INSTRUCTIONS FOR USE

DIRECTIONS:

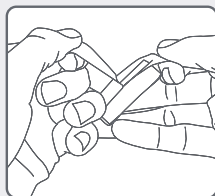
1. First, remove one piece of the Medicare Surgispon from the blister pack by bending back and forth several times along the perforation. The single blister is held firmly with the thumb and pointer finger of one hand. The cover foil is grabbed from the tear flap at the corner, using the thumb and pointer finger of the other hand, and pull off slowly.
2. Apply as dry or moistened. The sponge can be cut into the size and shape of the wound.
3. In order to stop the flow of blood during nosebleeds, insert a strip of the Medicare Surgispon in the affected nasal cavity. Here, the sponge may be gently pressed to facilitate insertion.
4. Unused sponges that remain after the sterile package has been opened, may no longer be used.
5. It is recommended to use the Medicare Surgispon Bleeding Control Sponges as moistened for dry wounds and dry for moist wounds.
6. For haemostasis purpose, the Medicare Surgispon sponge should be applied until bleeding has stopped.
7. If the nosebleed does not stop even after using a second strip of the Medicare Surgispon, seek the care of a doctor.

APPLICATION EXAMPLES:

Nasal Application

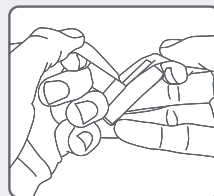


Remove sponge from the box.



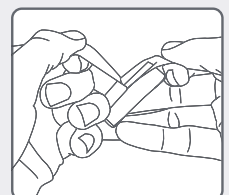
Peel open the blister pack.

Dermal Application

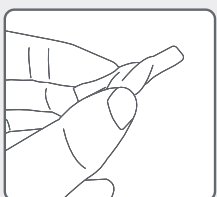


Remove sponge from the blister pack.

Dental Application



Remove sponge from the blister pack.



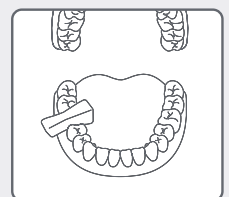
Roll sponge into conical shape.



Insert the rolled sponge into the affected nasal cavity.



Clean the wound and place the strip over the wound. For a better hold, the strip can be affixed with tape



Insert the sponge in accordance with the size of the wound (trim with sterile scissor, if required).